



HOLIDAY NOTICE

DAV PUBLIC SCHOOLNH3, NIT, FARIDABAD

Summer Holidays Are Here!

Dear Students and Parents

It's time to pack away the books, put on your sun hats, and enjoy the sunshine!
The **Summer Vacation** will begin from **20th May 2025** and school will reopen on **1st July 2025**.

What's in Store?

To keep your minds sharp and creativity alive, each class has been given exciting **Holiday Homework**—a perfect mix of reading, writing, fun activities, and family time!

“Work while you play, and play while you learn!”

Make sure to:

- Read something new every week
- Help your parents with small chores
- Explore a hobby
- Stay active and stay safe!

Homework Submission:

Please bring all your holiday homework completed and neatly presented on the **day as advised by your teacher**.

Board result at a glance

- Our school's class Xth and XIIth board results are truly impressive and showcasing the academic excellence and dedication of our students and teachers. With a remarkable 100 % pass percentage, our students have demonstrated exceptional performance across various streams.
- Top performers include Tanya Saini with 96 % in Science. Jiya Shahare with 91.2% in Commerce and Bhawna with 94.8% in Humanities.
- In class Xth Sarthak Jaiswal topped the school scoring 96.2% . Akshita Kalkal scored 95% and Ishant Sharma scored 94%.

Achievements at a glance.

- Tammana Gulia won silver medal and reward of RS 1 Lakh in first NTPC women's archery tournament.
- Jaspreet Kaur of class XIIth got bronze medal in SGFI games women boxing.
- Boys volleyball team secured 1st position and girls volleyball team secured 2nd position in district level tournament organized by Uttarakhand sports club.

We congratulate our students, teachers and parents on this remarkable achievement. Looking forward to continue success and excellence in the future.

✓ DO's for a Happy & Healthy Summer:

- ✓ ☐ Follow a daily routine – balance study, play, and rest.
- ✓ ☐ Read storybooks and newspapers – 15 minutes daily.
- ✓ ☐ Complete holiday homework with creativity and care.
- ✓ ☐ Stay hydrated and eat fresh fruits & veggies.
- ✓ ☐ Help your parents with small chores – spread smiles!

✗ DON'Ts to Keep in Mind:

- ☐ Avoid too much screen time – limit mobile and TV use.
- ☐ Don't go out in extreme heat – protect yourself.
- ☐ Avoid junk food – stay healthy, stay strong.
- ☐ Don't forget your books – revise a little every day.
- ☐ Don't waste water or electricity – be responsible!

Let's return with **sunshine in our hearts** and **new stories to tell!**

Wishing you a joyful, safe, and refreshing summer break!

Ms. Jyoti Dahiya
Principal

CLASS - NURSERY

Name: _____

English is a universal language spoken and understood by people all over the world, we want our children also to be proficient in speaking it and for this we need full support and cooperation.

- ❖ We would appreciate if you adhere to the following points:
 - Speak with your child in English. Encourage reading habits.
 - Read out story-books and after finishing the story discuss it with your child.
 - Encourage Picture Talk.

- ❖ The teachers are trying to encourage the children to use simple words, phrases and sentences like:-

- May I go to play?
- May I borrow your colour?
- I have finished/done my work.
- Madam, may I go to the washroom?
- Madam, may I go to drink water?
- Madam, may I come in please?
- Madam, may I go to wash my hands?

- ❖ Use of magic words like

Excuse me, Sorry, Thanks, Please.

- When asking for something, say “Please.”
- When receiving something, say “Thank you.”
- Do not interrupt grown-ups who are speaking with each other unless there is an emergency.
- If you need to get somebody's attention right away, the phrase “excuse me” is the most polite way for you to enter the conversation.
- ❖ Children can be encouraged to use simple words and sentences at home.
 - Wishing people properly – Hello Uncle / Aunty how are you?
- ❖ Wishing parents and elders -
 - Good Morning, Good Afternoon, Good Evening and Good Night.

If we, as teachers and parents make a sincere effort and pay attention to the above mentioned points, we can help our children to learn, to understand and speak English at an early age.

PROJECT WORK

Task 1 –

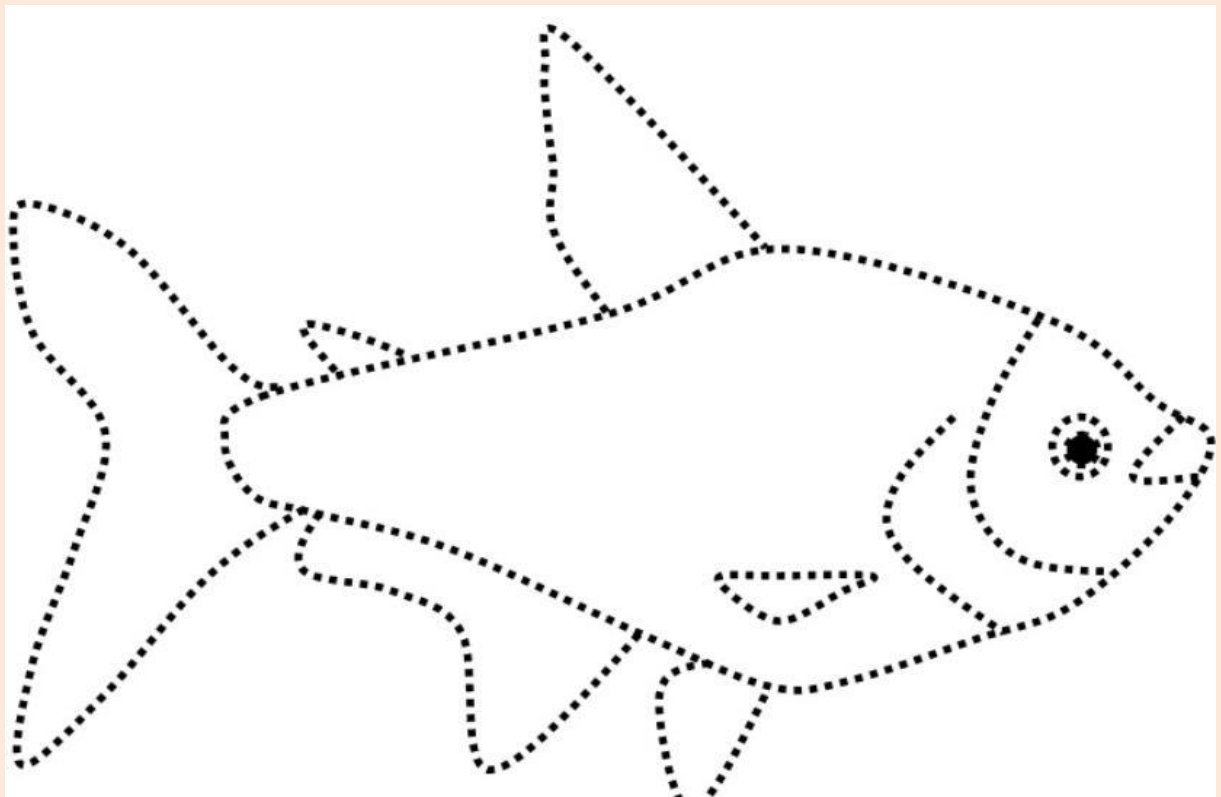
Make any one hand puppet. (any animal)

Task 2-

Cooking without flame

Make a chilled milk / milk shake with dry fruits and take a click while preparing it. Paste the pics on A4 size sheet.


Trace the dots and decorate
the fish with colourfull bindi



Do cotton bud painting inside the dog.



Do lady finger painting inside the tree.



Colour the given picture.





CLASS - LKG

Dear Parents

Summer vacation is a long-awaited time for both children and their parents.

Considering this, we have tried to keep “Summer Holidays Homework” simple and informative but interesting as well, so that our DAVians love to spend their time in completing it. The objective of Holiday Homework is to enable our children to work independently.

Please note the information related to the Holidays Homework:

1. You have been provided with nine activities.
2. Please take the print out of each Activity in a separate A4 Size Paper.
3. Complete the Activity as per the instructions given.
4. Each child has to complete the Holidays Homework and submit it in school.
5. The date of submission will be informed later.
6. After completion of all the given Holidays Homework, arrange all A4 size Papers properly and staple them carefully and send it in a transparent folder .
7. Encourage your ward to do their work independently using their imagination and knowledge.
8. Parents are requested to act as a mentor and guide their child.

Few Suggestions for Parents:

1. Motivate your child to speak in English.
2. Teach them the importance of moral values in their life.
3. Giving them small responsibilities in household chores will aid them to be independent.

Thank you





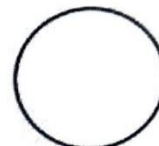
Thumb Printing Activity





Bindi Pasting Activity




Circle and colour the picture which is different




Trace the dots with colourful crayons



Tear and Pasting Activity




Spot the differences and circle them



COLOUR THE CAKE AND DECORATE IT



COMPLETE THE PATTERN AND COLOUR
THE PICTURE



COLOUR AND DECORATE IT



CLASS – U.KG.

LET'S LEARN

ENGLISH

1. Complete pages 2 to 8, 13 and 15 in My English Book.
2. Practice reading and writing of words done with vowel sound -“a”.
3. Practice drawing of pictures which have been explained in the class with these words.
4. Read the vowel “a” sound pages from “My English book” through whole word approach. (Take your parents help to read the sentences and new words.)

Sound game:

- Collect three objects daily from your surroundings/home.
- Ask your ward to identify the objects and name it.
- Ask him/her to give stress on beginning and ending sound of the object.

For e.g.



This is a car.

Beginning sound is “क”

Ending sound is “र”

हिंदी

1. बाल माधुरी - पृष्ठ 1 से 6 करे ।
2. दिए गए वर्णों को साफ़ साफ़ लिखे ।

क ख ग घ ङ

प फ ब भ म

च छ ज झ ञ

य र ल व

ट ठ ड ढ ण

श ष स ह

त थ द ध न

MATHS

1. Write 1 to 10 counting properly under T O (Tens and ones) once a week.
2. Do practice of what comes after, before and between up to number 10.
3. Count everything –
 - Count the objects in the kitchen. For e.g. 6 bowls, 4 spoons etc.
 - Count the clothes in the almirah. For e.g. 3 shirts, 2 pair of socks etc.
 - Count fruits and vegetables in the basket. For e.g. 4 mangoes, 10 potatoes etc.

CREATIVE ARTIST WORK

1. Make a beautiful collage on “How you enjoyed or spend your Summer Vacations.” (You can paste the photos with your family, playing with your friends & pet, visit to new places, doing some activities or yoga etc.....) on pastel chart.
2. Make a card or photo frame for your father on “Father’s Day” i.e. 15th June’25.
3. Make a piggy bank from waste materials and save your money in it.


PUZZLE MAKING ACTIVITY

Make a puzzle of A4 size.

1. 8 pieces puzzle – Any one fruit/ vegetable. (Roll no. 1-9)
2. 10 pieces puzzle – Any one means of transport. (Roll no.10-18)
3. 12 pieces puzzle – Any one animal. (Roll no. 19-27)

METHOD

1. Take a cardboard of A4 size sheet.
2. Paste any coloured paper on both side of the cardboard(A4)
3. Select A4 size picture.
4. Paste the colored picture selected (single picture) on the cardboard.
5. Cut the cardboard into the given number of pieces (8, 10, 12 pieces)
6. Send the puzzle into a small zip pouch. Mention child's name on it.



NOTE: Do all the work in separate Sketch book.

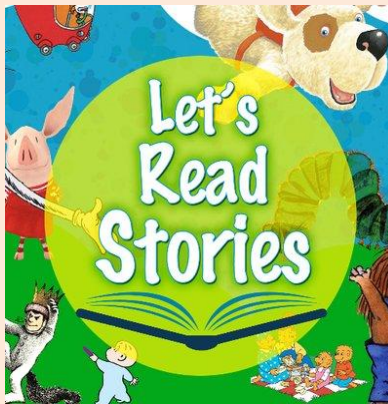
CLASS-1

NAME- _____

ROLL NO. _____

ENGLISH

HAPPY READING



1. Read any one book from the reading list given below:
 - a) Jungle Book
 - b) Any book from children book trustOr any other interesting book
2. Make a mask of your favourite character from the story you have read and decorate it.
3. Write names of your family members in capital letters and small letters.
4. Write two more words starting with the first letter of these names (For example Name of your mother is Rashi. So "R" is the first letter of her name. Two more words with R will be – Rose, Rabbit)
5. Make two flashcards of each sound "ee" sound and "ll" sound.(flashcard on half of A-4 size sheet)
 - Write one page of hand writing daily in separate notebook to increase the writing speed.
 - English Practice book : Complete pgs: 1 to 14

हिन्दी

क) सभी मात्राओं से सम्बंधित मात्रा चक्र बनाये !

ख) दिए गए विषयों में से किन्ही दो विषयों पर कविता कठस्थ करे-

व्यायाम , पेड़ - पौधे, पापा, देशभक्ति, प्रकृति, अध्यापक

ग) क्रियात्मक कार्य :

आ व इ की मात्रा के शब्दों के दो-दो फ़्लैशकार्ड बनाएं (१०/१० cm size)

घ) हमारे आस-पास कितने पशु-पक्षी हैं। वे दिखने में अनोखे होते हैं वो उतने ही

रोचक होते हैं। क्या आप सब को उनके नाम पता हैं ? अपनी इन छुट्टियों में

कुछ ऐसे पशु-पक्षियों के बारे में पता करे जिनके नाम अ, आ, तथा इ की मात्रा से आते हैं जैसे बाघ , सियार आदि ।

इस प्रकार इन मात्राओं से दो - दो जानवरों के नाम सोचिये और इन जानवरों के चित्र चिपकाकर उनके नाम लिखिए:

नोट : इस गतिविधि को रंगीन A4 पन्ने (SHEET) पर करे । .

भाषा अभ्यास : पष्ठ - 1 से 15 तक पुरें करें !



1) Primary Mathematics – Complete pages : 1 to 32

2) Make a 3D model of Abacus.

3) Make a 3D model of a softy cone of any number like a picture given below :




4)

What number does tens and ones show?


T

O


1 tens and 0 ones =




2 tens and 7 ones =



9 tens and 0 ones =




0 tens and 5 ones =



EVS

1. Exercise daily to keep yourself healthy and fit .
2. Make a beautiful bookmark using any of two sense organs on a (10/3 cm size) pastel sheet.
3. Make a telephone directory with cut out of a mobile phone write the number of all the nears and dears of your family.(father, mother, grandparents and helpline numbers etc.)
4. Prepare your own "Personal Hygiene Kit" and develop a habit of using it.
- 5.

Name the things to
stay clean and colour it



6.



Look at the pictures on each row and choose the right sense organ.



Activate Wi
Go to PC settin



ART & CRAFT

Step by Step: Complete pgs.1 to 15

- Make an object using waste material (e.g.:bottle, wrapper, bangles newspapers etc.).
- Do practice of free hand shapes eg



ACTIVITY: Making of “JIGSAW PUZZLES” (see the picture given below)



PICTURE-1



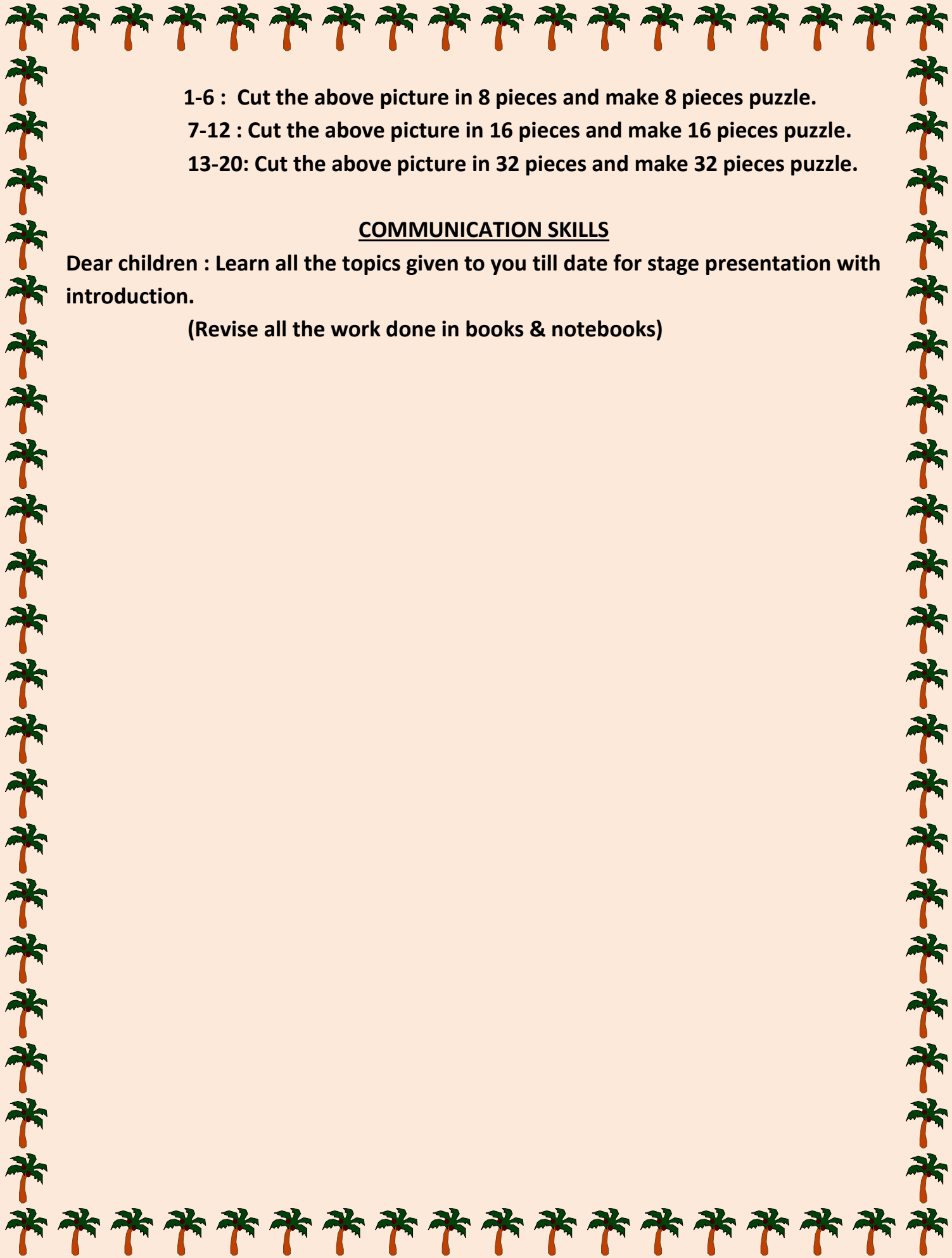
PICTURE-2

Please see the picture 1 and picture 2 and follow the steps for making the puzzle:

- ✓ **STEP-1:** Take a coloured printout (A4size) or draw the picture (given in picture 1) on A-4 size sheet and colour it.
- ✓ **STEP-2:** Now paste this sheet on a cardboard or on a thick sheet.
- ✓ **STEP-3:** Divide the picture into parts (as per your Roll no) as shown in picture 2.
- ✓ **STEP-4:** Cut these parts and your puzzle is ready.

Now, make your own puzzle with 8,16, 32 pieces according to your roll nos.

ROLL NO'S:

A decorative border of palm trees surrounds the text. The border consists of 20 palm trees along the top edge, 20 along the bottom edge, and 18 along each of the two vertical sides, for a total of 76 palm trees.

1-6 : Cut the above picture in 8 pieces and make 8 pieces puzzle.

7-12 : Cut the above picture in 16 pieces and make 16 pieces puzzle.

13-20: Cut the above picture in 32 pieces and make 32 pieces puzzle.

COMMUNICATION SKILLS

Dear children : Learn all the topics given to you till date for stage presentation with introduction.

(Revise all the work done in books & notebooks)



CLASS –II

ENGLISH

English is a universal language that connects people across the globe. we want our children also to be proficient in speaking it and for this we need full support and cooperation.

❖ We would appreciate if you adhere to the following points:

- Speak simple & short sentences with your child at home.
- Encourage reading habits.
- Read out story-books, gently correct them and after finishing the story discuss it with your child.
- Encourage Word Building and Picture Talk.

❖ The teachers are trying to encourage the children to use simple words, phrases and sentences like:-

- May I go to play?
- May I borrow your pencil / eraser / sharpener?
- I have finished my work
- Madam, may I go to the washroom?
- Madam, may I go to drink water?
- Madam, may I come in please?
- Madam, may I go to the bookshop?
- Madam, may I go to wash my hands?
- Madam, may I sit in the front row as I can't see from the back?
- Madam, please repeat the concept as I'm unable to understand it.
- Madam, I have lost my shoes / blazer / tiffin box / water bottle etc.
- Madam, I'm sorry. I have forgotten to bring my book, note book, pencil etc.
- Madam, may I borrow a pencil / eraser / ruler etc. from my partner.

❖ Use of magic words like

Excuse me, Sorry, Thanks, Please.

- When asking for something, say "Please."
- When receiving something, say "Thank you."
- Do not interrupt grown-ups who are speaking with each other unless there is an emergency.
- If you need to get somebody's attention right away, the phrase "excuse me" is the most polite way for you to enter the conversation.
- Knock on closed doors and wait to see if there's a response before entering.

- ❖ Children can be encouraged to use simple words and sentences at home.
 - Wishing people properly – Hello Uncle / Aunty how are you?

- ❖ Wishing parents and elders -

- Good Morning, Good Afternoon, Good Evening and Good Night.

If we, as teachers and parents make a sincere effort and pay attention to the above mentioned points, we can help our children to learn, to understand and speak English at an early age.

(Revise the syllabus for all the subjects done till the month of May)

READING TIME !!

“Reading enhances our language skills and develops fluency, allowing us to express our thoughts and ideas better. It’s a perfect time to enjoy some amazing books & chance to visit to magical lands, meet your favorite characters and many more.

Read a short story based on values and morals. Like ‘Panchtantra’ or ‘Moral stories’. On an A4 size sheet write 6-7 sentences telling –

- ❖ Why did you like the story.
 - ❖ Who was your favourite character from the story?
 - ❖ Write the moral of the story. Decorate the sheet.
- Make a puppet of your favourite character from the story for stage presentation/ Role play.

WRITING FUN!!



Describe the given picture.

1. _____.

2. _____.

3. _____.

4. _____.

5. _____.

COMPREHENSION WORKSHEET

Kind Tom



Tom went for a walk with his dog Buzzo. He told him to stay on the path.

Tom saw a frog on a log . But Buzzo did not listen. Log to log he followed the frog.” Jump frog , Jump frog, Go frog said Tom. The frog jumped and jumped and went away far from Tom and his dog.

Read the passage & answer the following questions

i) Who is Buzzo?

Ans: _____

ii) Tick the correct option:

Tom went for _____ with his dog.

a) shopping

b) camping

c) walk

iii) Tom saw frog on the _____

iv) The Frog jumped _____ his dog.

MULTIPLE CHOICE QUESTIONS-

1. What can we do during the holiday season to practice our reading and writing skill?

- i) Eat lots of cookies
- ii) Play outside with friends.
- iii) Watch movies all day.
- iv) Write about making hot chocolate.

2. What can we use to revise what we have learned in school before summer break?

- i) Coloring books
- ii) watching TV or Mobiles.
- iii) sleeping
- iv) Puzzles and worksheets.

My New Pet

My dad bought me a new pet.
He is a cute little dog. He is
sleepy, as he is little now.



My dad and mom help me to keep the dog
clean. We have a doghouse where he stays.
I play with him in the evening when I come
home from school.

He is growing quickly. I love my new pet.

Q1. What I am talking about?

Ans: _____

Q2. Who is cute & little ?

Ans: _____

Q3. Is there any dog house in the house?

Ans: _____

Q4. I play with my pet in the evening .(True/False)

Ans: _____

Q5. Pick out any 3 nouns from the passage:

a) _____ b) _____ c) _____

PROJECT WORK!!


1. Make a Pictionary:

- ❖ Find out a new word everyday while reading story books or any English book. Write its meaning. Collect at least 10 words and illustrate them using pictures.
- ❖ Compile them on sheets and give it some shape. Present it beautifully in the form of dictionary.

2. Find and cut two new words daily from the newspaper. Paste and write their meaning in separate notebook.

3. Word Family Train

Make a word family train by drawing / pasting cutouts on A3 size sheets.



4. Make a NEST for a little bird using feathers, dry leaves & twigs.



❖ Good handwriting is a key to keep our notebooks in a perfect condition and summer vacations is the best time to work upon our handwriting.
(Do 1 page of handwriting daily in a separate notebook)

➤ Recite the poem “Little pussy” given in your reader and write any five qualities of cat.

- 1) _____
- 2) _____
- 3) _____
- 4) _____
- 5) _____

(Revise and practice all the work done in the books, notebooks, assignments and worksheets)

हिन्दी



1. दिए गये चित्रों से वाक्य बनाये:

2) आम किन किन देशों में पाया जाता है उनके नाम चित्र सहित लिखे ।

3) अखबार से नाम वाले शब्द (नाम, शहर , स्थान , वस्तु) के मोटे अक्षरों वाली कटिंग लेकर एक नाम वाले शब्दों का वृक्ष बनाये।

4) ग्रीष्म ऋतु में पाए जाने वाले फलों के नाम चित्र सहित चिपकाए ।

5) पार्क का चित्र बनाकर उसके बारे में 5 पंक्तियाँ लिखें ।

6) अपनी मनपसंद कहानी देखे व A4 साइज़ शीट पर लिखे व उससे संबंधित चित्र बनाये

ENVIRONMENTAL STUDIES (EVST.)

1) My family tree

Paste the pictures of your family members & write one line about each Member.



OR

Make a family puppets / Sense organs using ice cream sticks & thread.





2) Good Habits Diary(1week)

❖ Maintain daily checklist

- Brushed my teeth
- Helped at home
- Ate fruits or vegetables
- Was kind to someone

3) Healthy and Junk food

Make a T- chart, by pasting cutouts of healthy and junk food on A3 size sheet

HEALTHY AND JUNK FOOD	
HEALTHY FOODS	JUNK FOODS
	

4) Water is precious.



Draw & Write any one step how you can save water on (Use A4 size sheets)

5) Make a model of the houses given according to your Roll no.:

Roll no (1-7) - hut

Roll no (8-14) - igloo


Roll no (15-21) - house boat

Roll no (22----30-) - slanting roof house

MATHS


1) My Number Book

Make a mini number book from (1 to 20) or higher & On each page write the number & draw the objects .




2) Shape Around me- Shape collage.

Take the cut outs of real life pictures of shapes like (Circle – clock , square – bread slice) paste them under different headings (CIRCLE, SQUARE, TRIANGLE, RECTANGLE)



Label & decorate it

3) Addition Worksheet



4) Make a model of ADDITION WHEEL with help of given link below.

<https://youtu.be/LSWnY93-Rjs?feature=shared>

FUN TIME!!

'A TREAT TO BEAT THE SUMMER HEAT WITH A GLASS OF COOL LEMONADE'



- a. **LEMONADE MAKING**- Write the ingredients and the recipe to make it.
- b. **ADOPT A PLANT**- Water it, look after it and observe it minutely how it grows.

HAPPY FATHER'S DAY!

- Father's Day(with parent's assistance)

Father's Day is on the third Sunday of June (15th June, 2025). So pamper your father/grandfather. Make him feel special in every small way. Be a master chef for your dad.

Put on your chef's cap and make something delicious to pamper your father on this father's day, like "Yummy, healthy Roohafza shake." Click photographs/selfies while preparing the shake and paste on an A4 sheet.

What you'll need:

1. Roohafza
2. milk (1glass)
3. crushed ice.

How to make:

1. take a glass of milk.
2. add two spoons of Rooh afza.
3. add crushed ice and stir it well.



Your yummy shake is ready to be served!!

Learning time!!

- 1) Prepare a thought in English & Hindi for stage presentation.
- 2) Learn to speak few lines about-

- | | | | |
|-----------------|----------------|---------------|------------|
| 1. Good Manners | 2. Cleanliness | 3. Discipline | 4. Respect |
|-----------------|----------------|---------------|------------|